

Notes:

1. Material: RoHS compliant 12AWG (.08") Aluminum
2. Break all sharp edges.

DRAWN BY
SINNEMA 7/18/14

MATERIAL
See Notes

UNLESS OTHERWISE SPECIFIED
DIMENSIONS ARE IN MILLIMETERS.
TOLERANCES ARE:

DECIMALS	ANGLES
.X ± .75	X° ± 1°
.XX ± .25	
.XXX ± .125	
.XXXX ± .050	

BREAK EDGES .005/.020
FILLET RADIUS .005/.020



Sinnema Design Services

seth.sinnema@gmail.com
Phone: (303) 250-8218
Fax: 1-267-393-7872

TITLE

Left Plate Camellia

SIZE DWG NO.
A

PP-FP0055

REV.
A

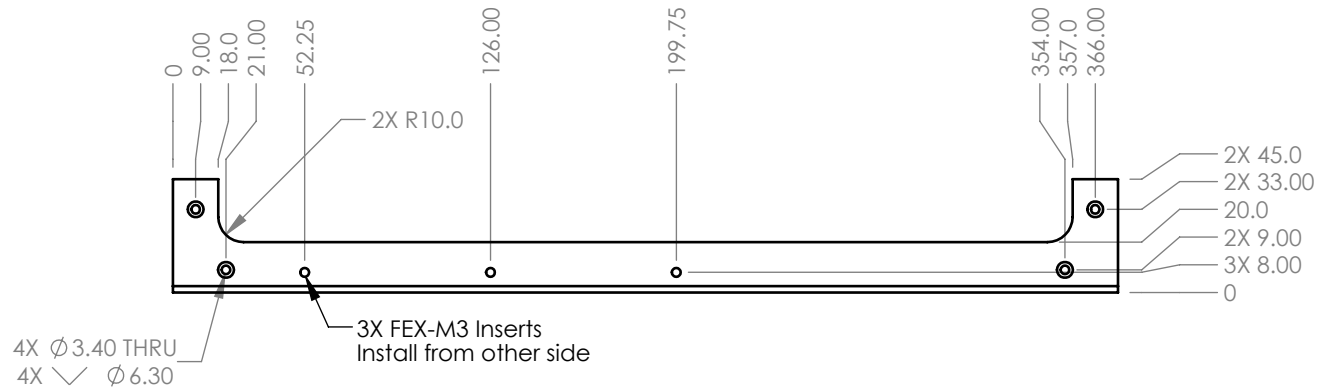
SCALE

1:3

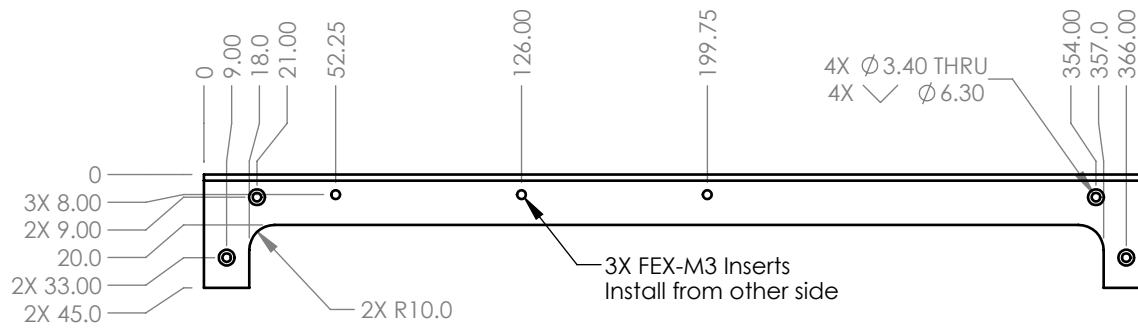
DO NOT SCALE DRAWING

SHEET

1 OF 3

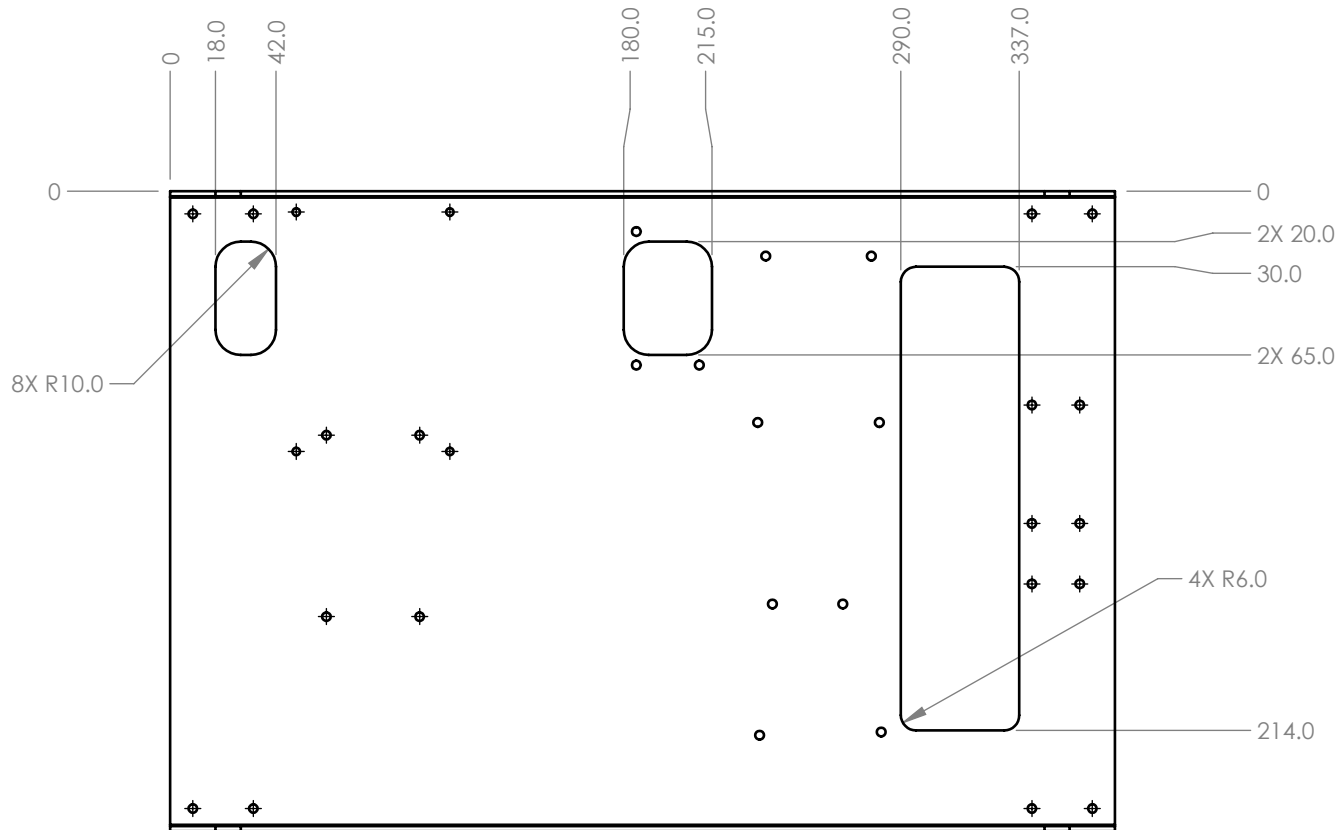


SECTION B-B



SECTION A-A

TITLE		Left Plate Camellia	
SIZE A	DWG NO. PP-FP0055	REV. A	
SCALE 1:3	DO NOT SCALE DRAWING	SHEET 2 OF 3	



TITLE		Left Plate Camellia	
SIZE A	DWG NO. PP-FP0055	REV. A	
SCALE 1:3	DO NOT SCALE DRAWING	SHEET 3 OF 3	