

Notes:

1. Material: RoHS compliant 12AWG (.08") Aluminum
2. Break all sharp edges.

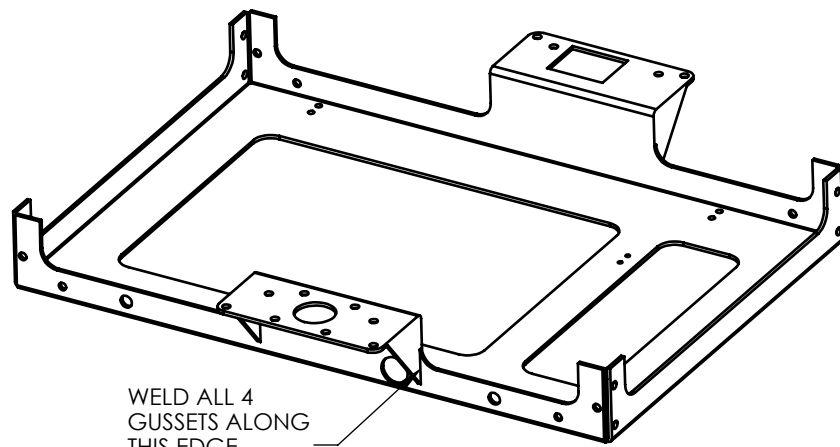
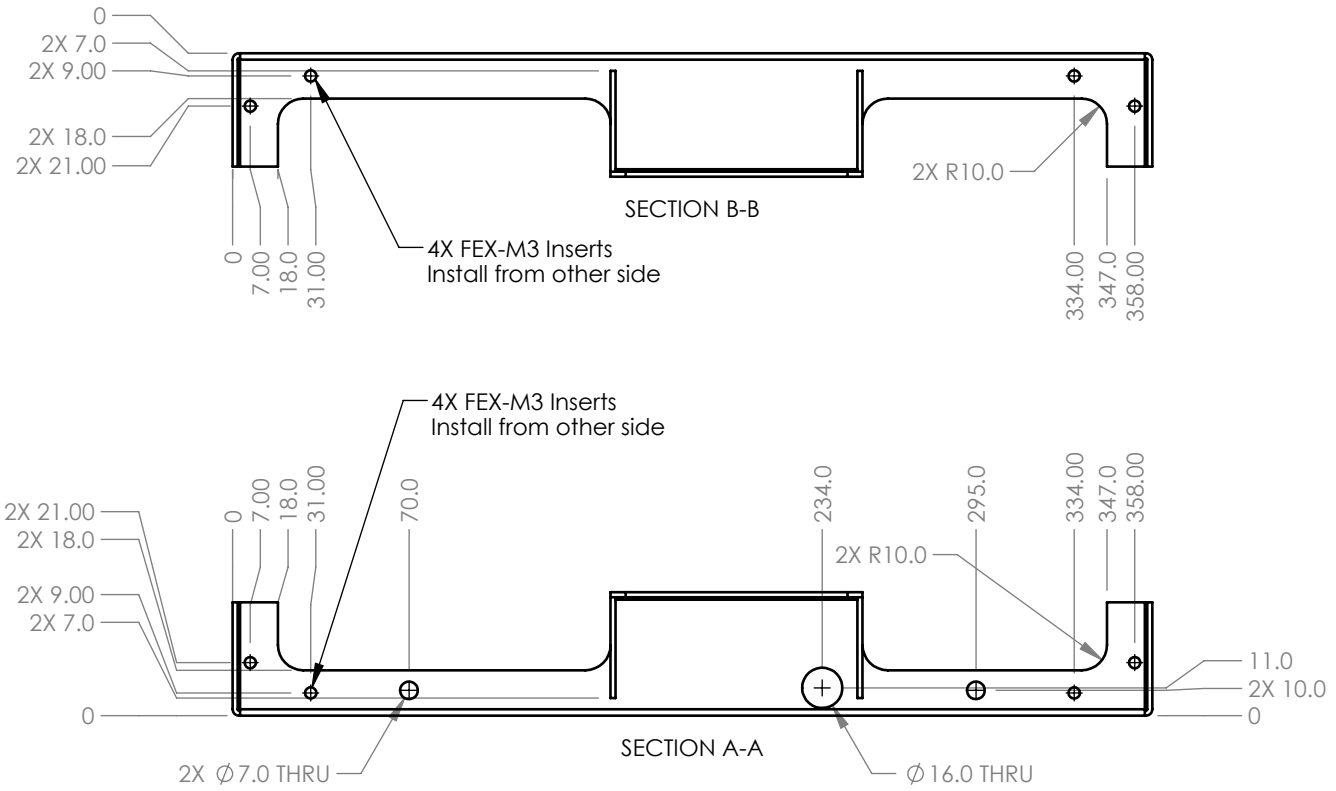
DRAWN BY SINNEMA	7/18/14
MATERIAL See Notes	
UNLESS OTHERWISE SPECIFIED DIMENSIONS ARE IN MILLIMETERS. TOLERANCES ARE:	
DECIMALS .X ± .75 .XX ± .25 .XXX ± .125 .XXXX ± .050	ANGLES X° ± 1° 63
BREAK EDGES .005/.020 FILLET RADIUS .005/.020	



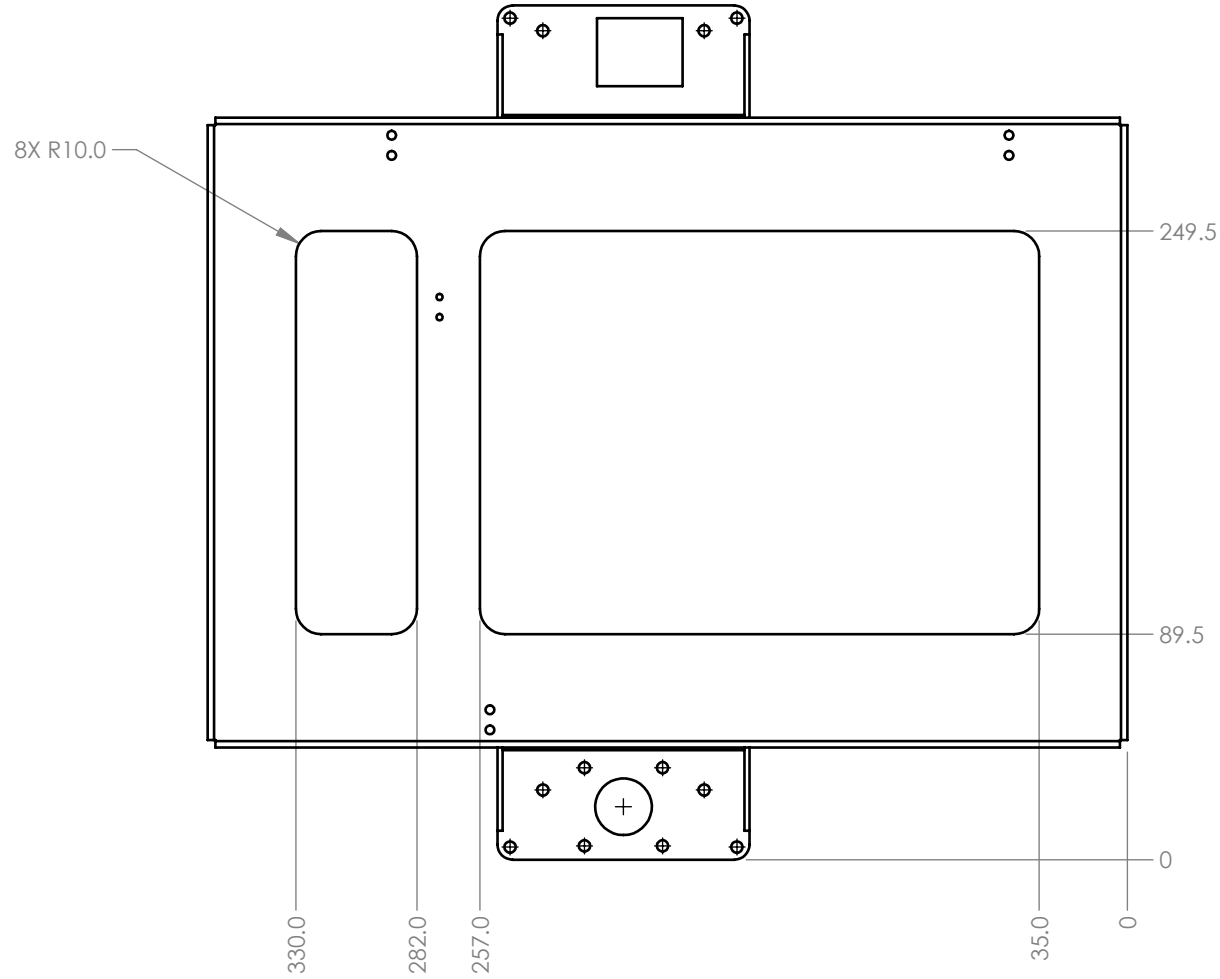
Sinnema Design Services

seth.sinnema@gmail.com  
Phone: (303) 250-8218  
Fax: 1-267-393-7872

TITLE <b>Bottom Plate Camellia</b>			
SIZE A	DWG NO. PP-FP0053	REV. IR	
SCALE 1:3	DO NOT SCALE DRAWING	SHEET 1 OF 3	



TITLE		Bottom Plate Camellia	
SIZE A	DWG NO. PP-FP0053	REV. IR	
SCALE 1:3	DO NOT SCALE DRAWING	SHEET 2 OF 3	



TITLE		Bottom Plate Camellia	
SIZE A	DWG NO.	PP-FP0053	REV. IR
SCALE	1:3	DO NOT SCALE DRAWING	SHEET 3 OF 3