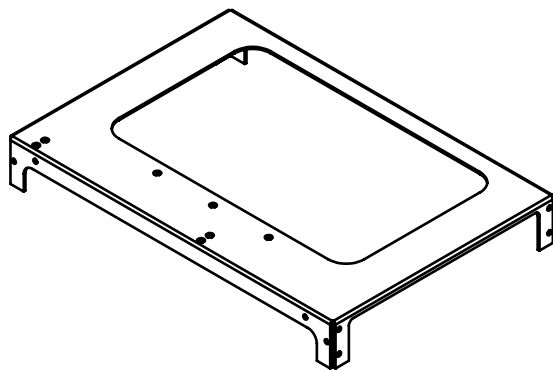


Notes:

1. Material: RoHS compliant 12AWG (.08") Aluminum
2. Break all sharp edges.



DRAWN BY SINNEMA	7/18/14
MATERIAL See Notes	
UNLESS OTHERWISE SPECIFIED DIMENSIONS ARE IN MILLIMETERS. TOLERANCES ARE:	
DECIMALS	ANGLES
.X ± .75	X° ± 1°
.XX ± .25	
.XXX ± .125	63
.XXXX ± .050	
BREAK EDGES .005/.020	
FILLET RADIUS .005/.020	



Sinnema Design Services

seth.sinnema@gmail.com
Phone: (303) 250-8218
Fax: 1-267-393-7872

TITLE

Top Plate Camellia

SIZE
A

DWG NO.

PP-FP0051

REV.
IR

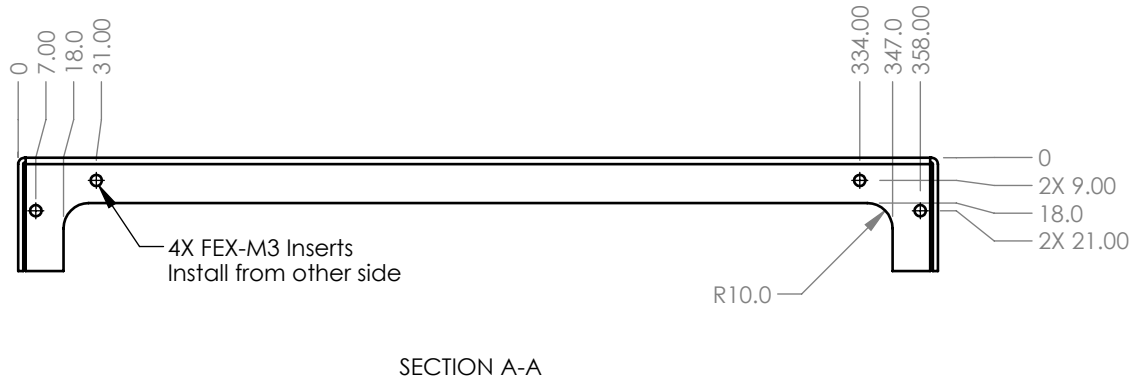
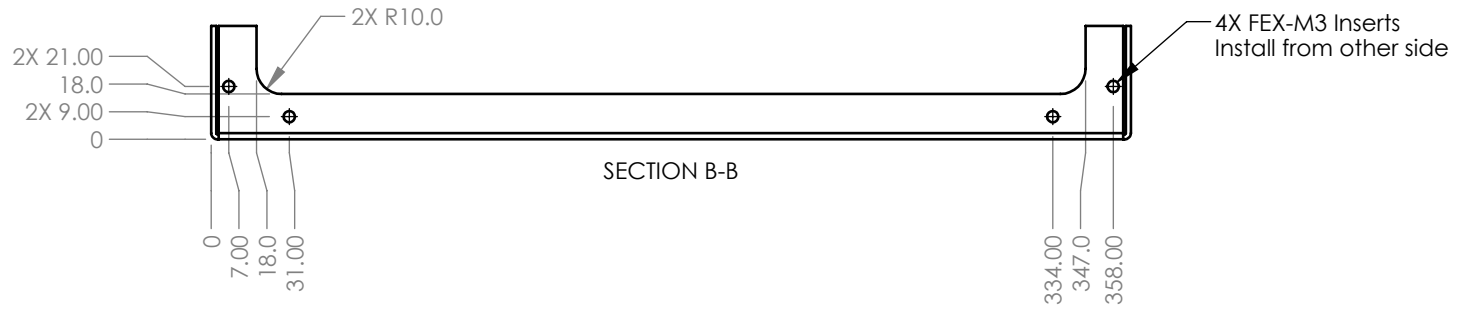
SCALE

1:3

DO NOT SCALE DRAWING

SHEET

1 OF 2



TITLE		Top Plate Camellia	
SIZE A	DWG NO. PP-FP0051	REV. IR	
SCALE 1:3	DO NOT SCALE DRAWING	SHEET 2 OF 2	