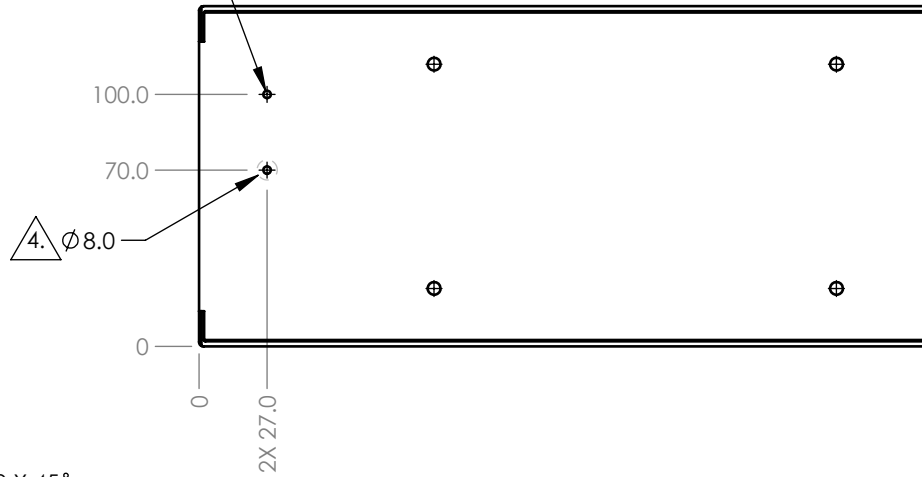
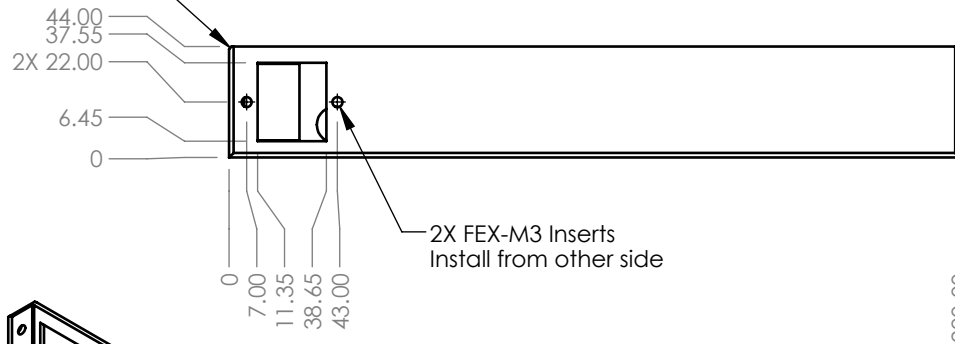


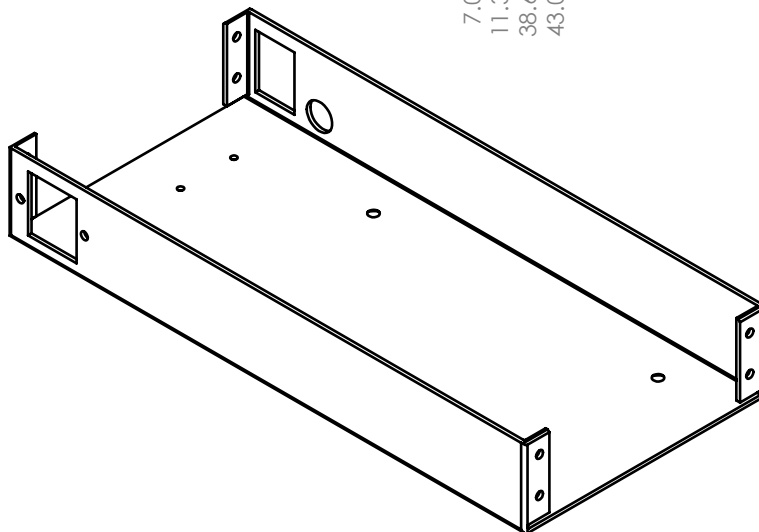
2X FH-M3-10ZI Insert
Install from other side



2X 1.00 X 45°



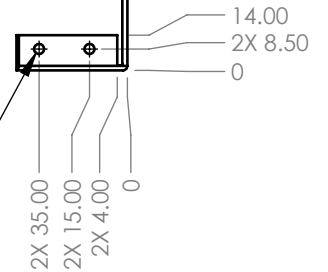
2X FEX-M3 Inserts
Install from other side



135.00
2X 126.50
121.00

NEAR AND
FAR ENDS

4X FEX-M3 Inserts
Install from other side



NOTES:

1. Parts must be RoHS compliant.
2. Material: 12AWG (.08") Aluminum
3. Break all sharp edges prior to coating.
4. Mask all threads and indicated area prior to coating.
5. Part is to be powder coated with Cardinal color C241-BK109. Thickness of coating must not exceed 0.08mm.

DRAWN BY
SINNEMA 4/21/15

MATERIAL
SEE NOTES

UNLESS OTHERWISE SPECIFIED
DIMENSIONS ARE IN MILLIMETERS.
TOLERANCES ARE:

DECIMALS	ANGLES
.X ± .75	X° ± 1°
.XX ± .25	
.XXX ± .125	
.XXXX ± .050	63

BREAK EDGES .005/.020
FILLET RADIUS .005/.020



Sinnema Design Services

seth.sinnema@gmail.com
Phone: (303) 250-8218
Fax: 1-267-393-7872

TITLE

Lower PS case, RSP

SIZE
A

DWG NO.

PP-MP0097

REV.
IR

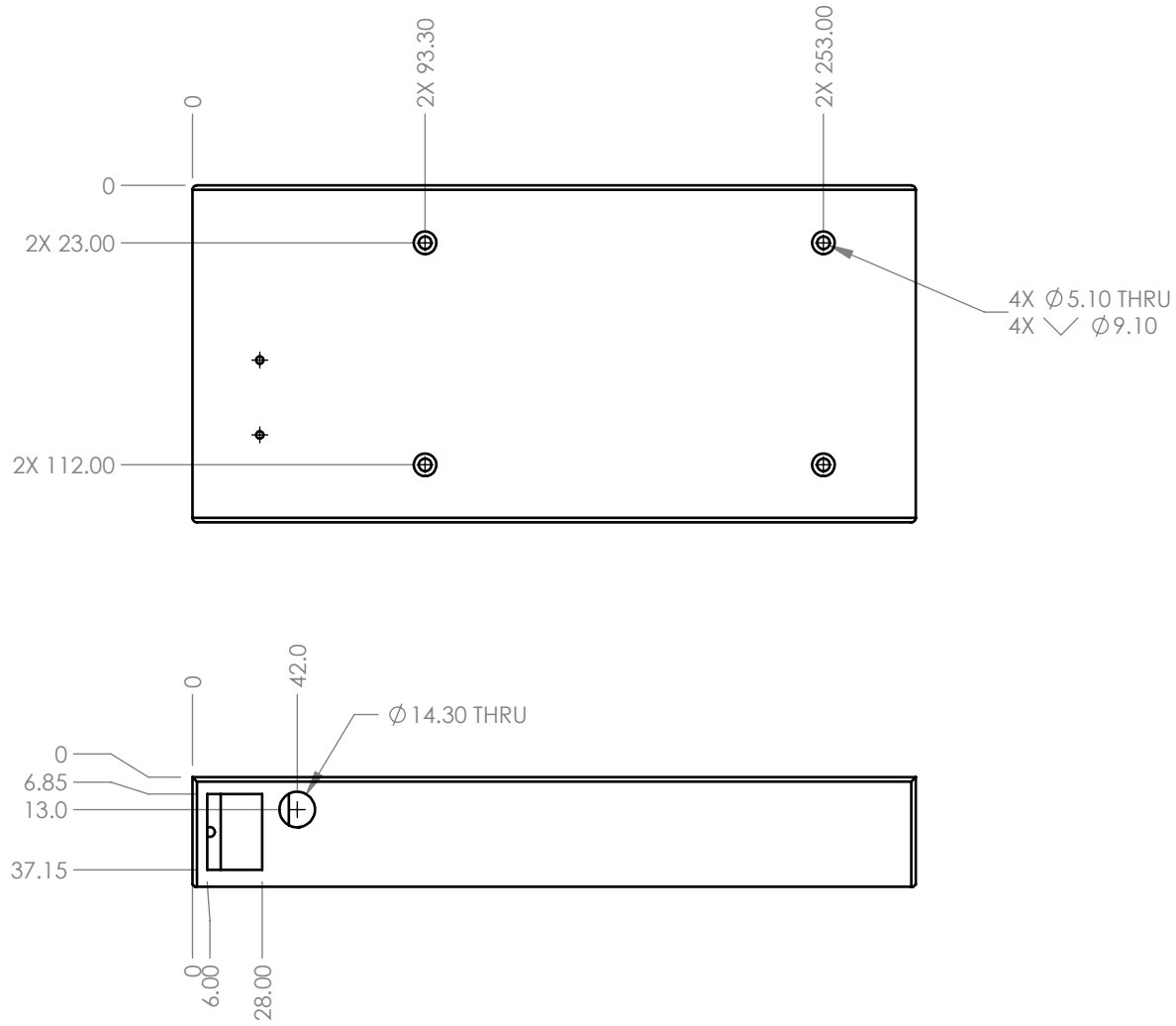
SCALE

1:3

DO NOT SCALE DRAWING

SHEET

1 OF 2



TITLE			
Lower PS case, RSP			
SIZE	DWG NO.	REV.	
A	PP-MP0097	IR	
SCALE	1:3	DO NOT SCALE DRAWING	SHEET 2 OF 2