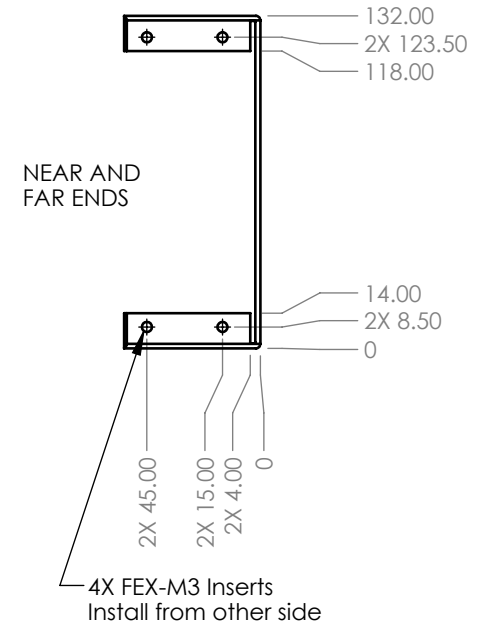
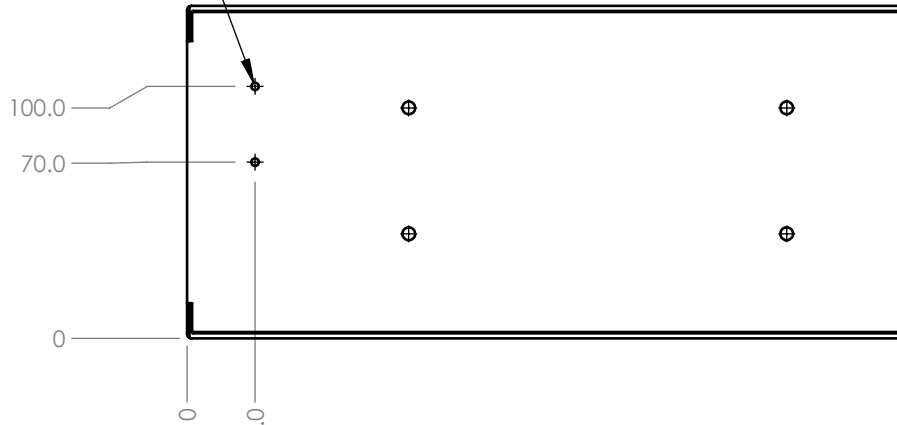
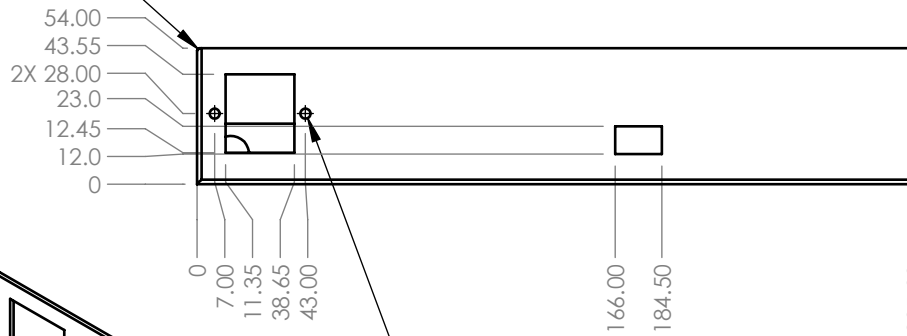


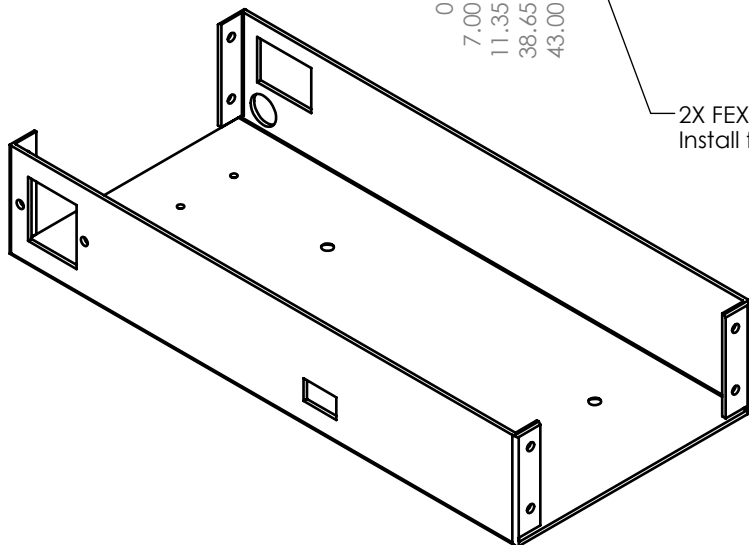
2X FH-M3-10ZI Insert
Install from other side



2X 1.00 X 45°



2X FEX-M3 Inserts
Install from other side



NOTES:

1. Parts must be RoHS compliant.
2. Material: 12AWG (.08") Aluminum
3. Break all sharp edges prior to coating.
4. Mask all threads prior to coating.
5. Part is to be powder coated with Cardinal color C241-BK109. Thickness of coating must not exceed 0.08mm.

DRAWN BY
SINNEMA 3/31/15

MATERIAL
SEE NOTES

UNLESS OTHERWISE SPECIFIED
DIMENSIONS ARE IN MILLIMETERS.
TOLERANCES ARE:

DECIMALS	ANGLES
.X ± .75	X° ± 1°
.XX ± .25	
.XXX ± .125	
.XXXX ± .050	63

BREAK EDGES .005/.020
FILLET RADIUS .005/.020



Sinnema Design Services

seth.sinnema@gmail.com
Phone: (303) 250-8218
Fax: 1-267-393-7872

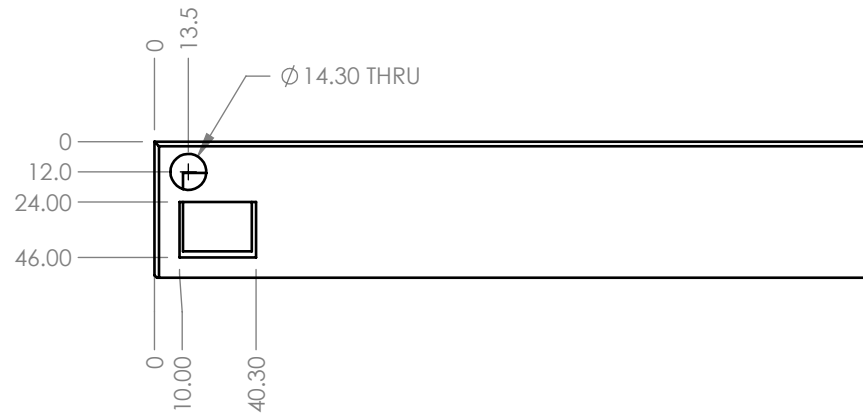
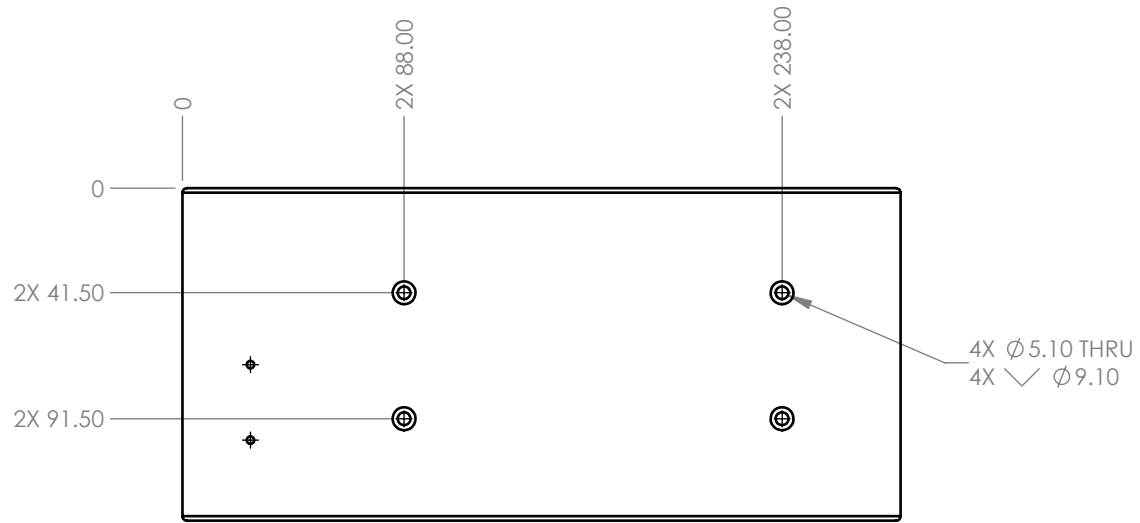
TITLE

Lower PS case

SIZE
A

DWG NO. PP-MP0095 REV. A

SCALE 1:3 DO NOT SCALE DRAWING SHEET 1 OF 2



TITLE		Lower PS case	
SIZE A	DWG NO. PP-MP0095	REV. A	
SCALE 1:3	DO NOT SCALE DRAWING	SHEET 2 OF 2	