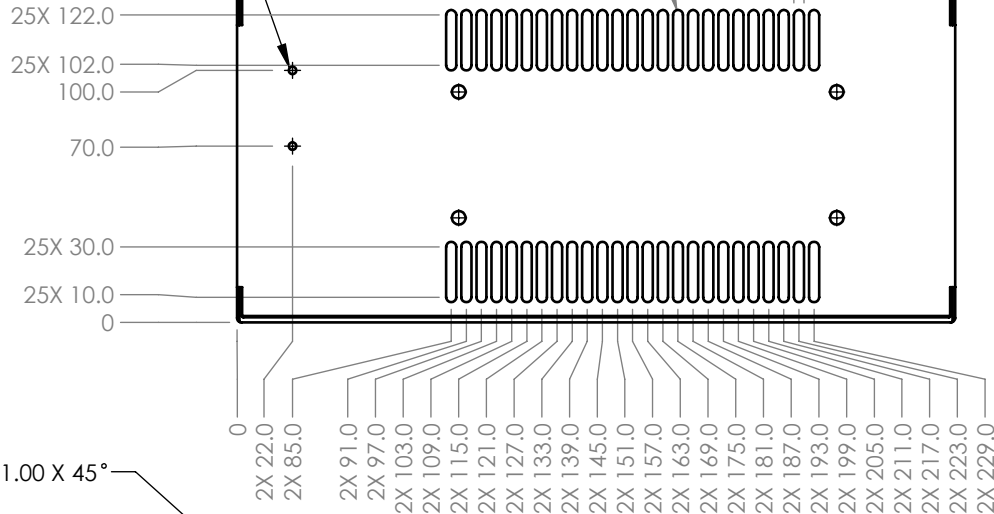
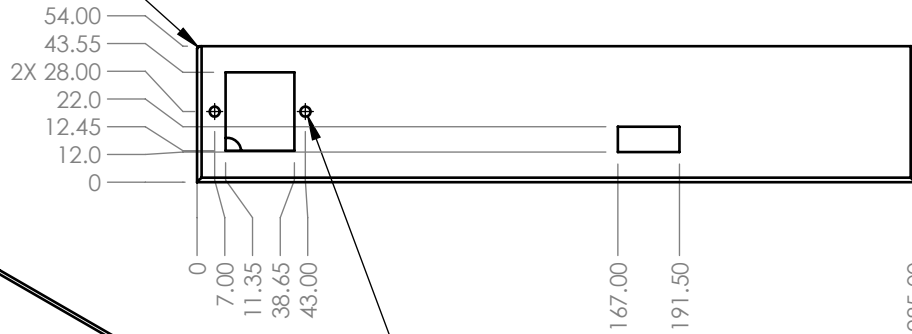


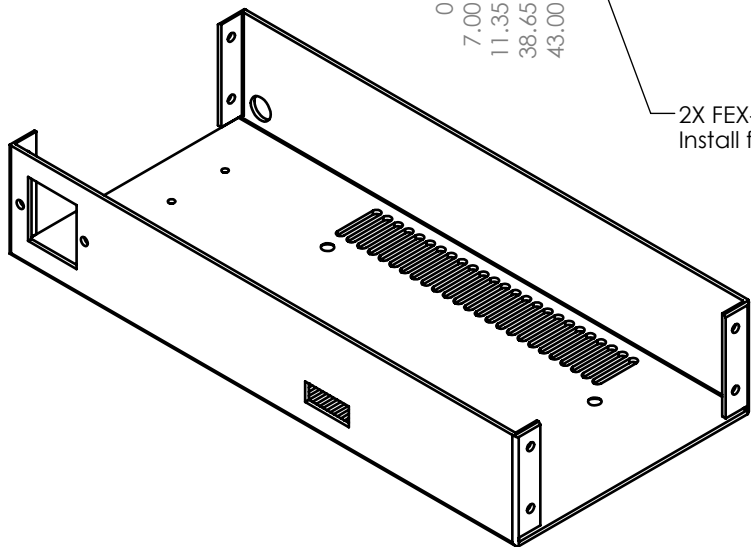
2X FH-M3-10ZI Insert
Install from other side



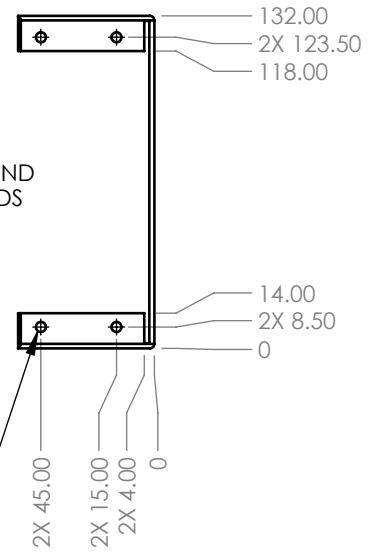
2X 1.00 X 45°



2X FEX-M3 Inserts
Install from other side



NEAR AND
FAR ENDS



4X FEX-M3 Inserts
Install from other side

NOTES:

1. Parts must be RoHS compliant.
2. Material: 12AWG (.08") Aluminum
3. Break all sharp edges prior to coating.
4. Mask all threads prior to coating.
5. Part is to be powder coated with Cardinal color C241-BK109. Thickness of coating must not exceed 0.08mm.

DRAWN BY
SINNEMA 3/31/15

MATERIAL
SEE NOTES

UNLESS OTHERWISE SPECIFIED
DIMENSIONS ARE IN MILLIMETERS.
TOLERANCES ARE:

DECIMALS	ANGLES
.X ± .75	X° ± 1°
.XX ± .25	
.XXX ± .125	
.XXXX ± .050	63

BREAK EDGES .005/.020
FILLET RADIUS .005/.020



Sinnema Design Services

seth.sinnema@gmail.com
Phone: (303) 250-8218
Fax: 1-267-393-7872

TITLE

Lower PS case

SIZE
A

DWG NO.

PP-MP0095

REV.
IR

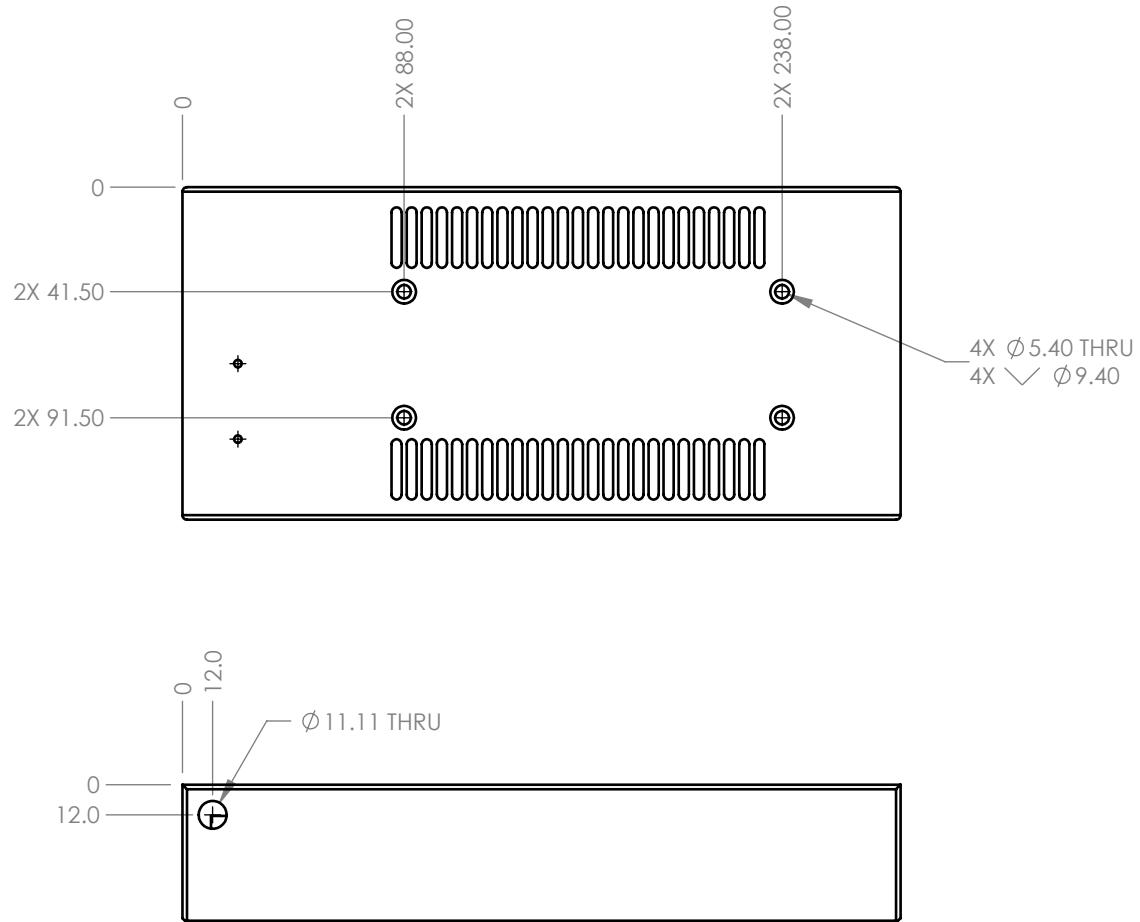
SCALE

1:3

DO NOT SCALE DRAWING

SHEET

1 OF 2



TITLE		Lower PS case	
SIZE	DWG NO.	REV.	
A	PP-MP0095	IR	
SCALE	1:3	DO NOT SCALE DRAWING	SHEET 2 OF 2