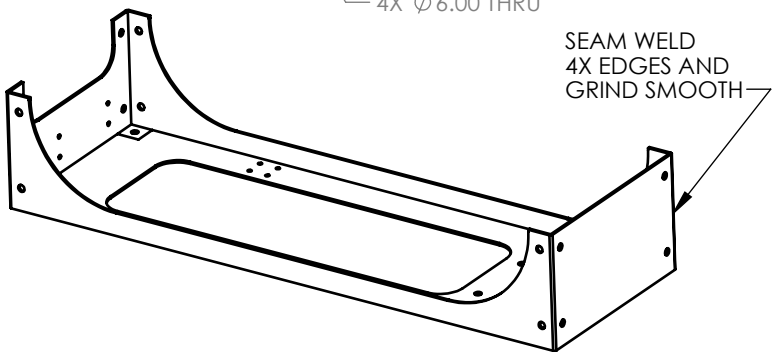



NOTES:

1. Parts must be RoHS compliant.
2. Material: 12AWG (.08") Aluminum
3. Break all sharp edges prior to coating.
4. Mask all threads and selected areas prior to coating.
5. Part is to be powder coated with Cardinal color C241-BK109.



DRAWN BY	SINNEMA	3/13/15
MATERIAL	SEE NOTES	
UNLESS OTHERWISE SPECIFIED DIMENSIONS ARE IN MILLIMETERS. TOLERANCES ARE:		
DECIMALS	ANGLES	
.X ± .75	X° ± 1°	
.XX ± .25	63	
.XXX ± .125	✓	
.XXXX ± .050		
BREAK EDGES .005/.020		
FILLET RADIUS .005/.020		



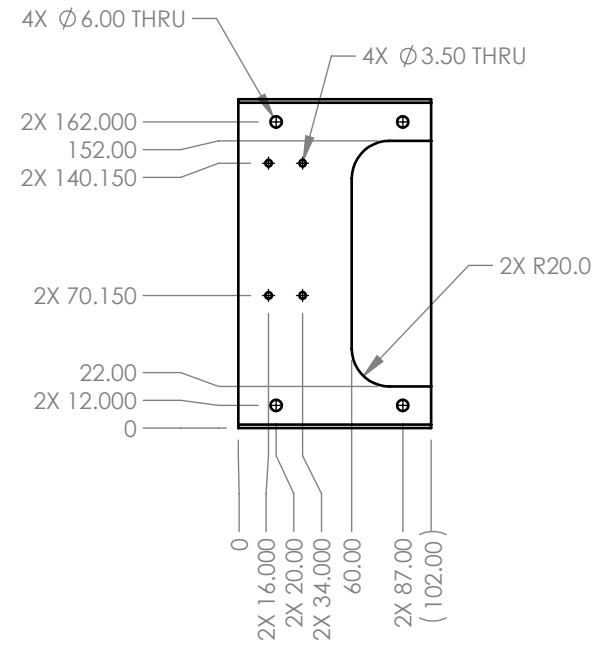
Sinnema Design Services

seth.sinnema@gmail.com
Phone: (303) 250-8218
Fax: 1-267-393-7872

TITLE		Case, right end	
SIZE	DWG NO.	REV.	IR
A	PP-MP0089		
SCALE	1:4	DO NOT SCALE DRAWING	SHEET 1 OF 2



SECTION A-A



TITLE		Case, right end	
SIZE A	DWG NO. PP-MP0089	REV. IR	
SCALE 1:4	DO NOT SCALE DRAWING	SHEET 2 OF 2	