
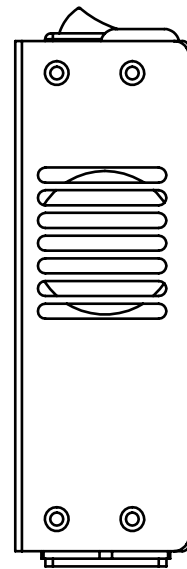



[5.315]
135.000



[1.811]
46.000

DRAWN BY
SINNEMA

DATE

MATERIAL

UNLESS OTHERWISE SPECIFIED
DIMENSIONS ARE IN MILLIMETERS.
TOLERANCES ARE:

DECIMALS	ANGLES
.X ± .75	X° ± 1°
.XX ± .25	
.XXX ± .125	
.XXXX ± .050	63

BREAK EDGES .005/.020
FILLET RADIUS .005/.020



Sinnema Design Services

seth.sinnema@gmail.com
Phone: (303) 250-8218
Fax: 1-267-393-7872

TITLE

RSP-500-24 Case

SIZE
A

DWG NO.

REV.
IR

SCALE

1:2

DO NOT SCALE DRAWING

SHEET

1 OF 1